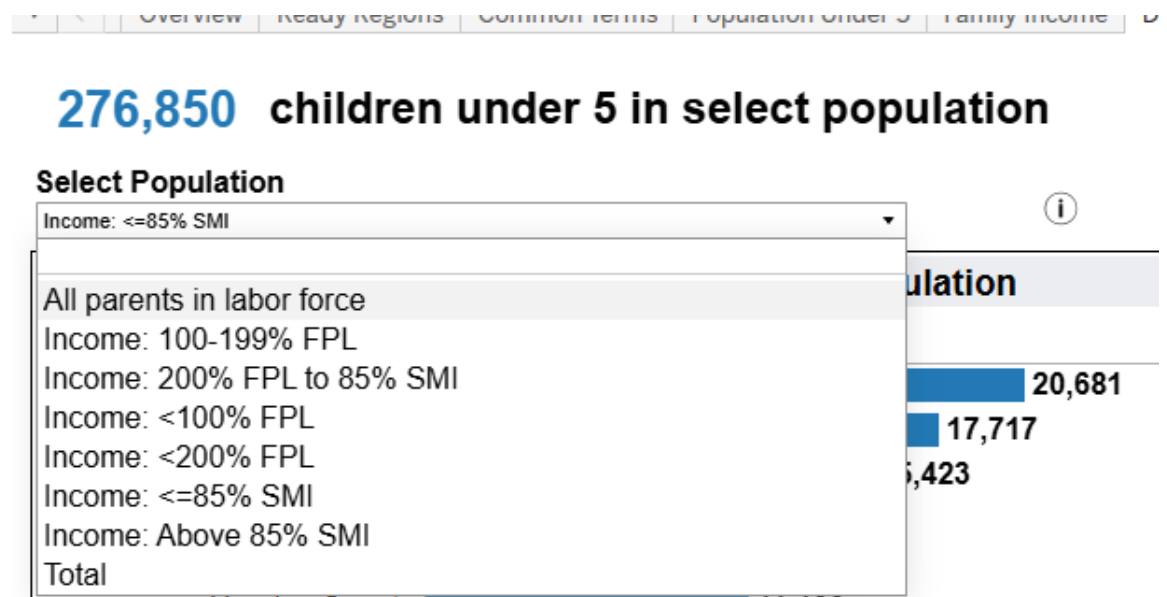
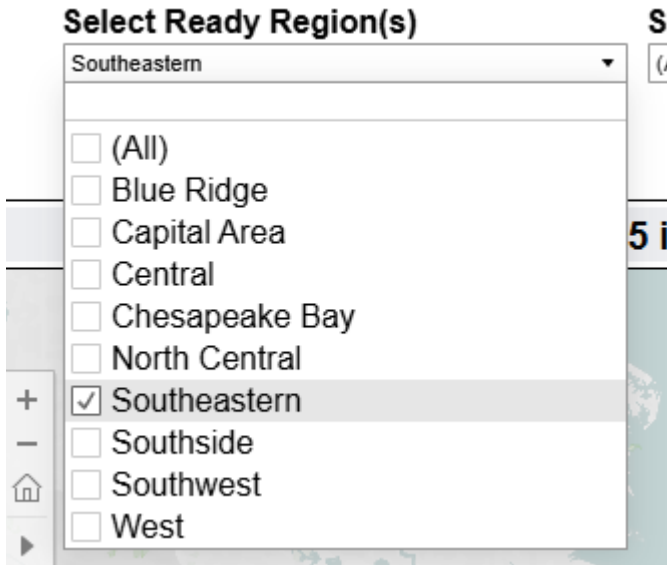


Which locality in Ready Region Southeastern has the most children under 5 with all parents in the labor force?

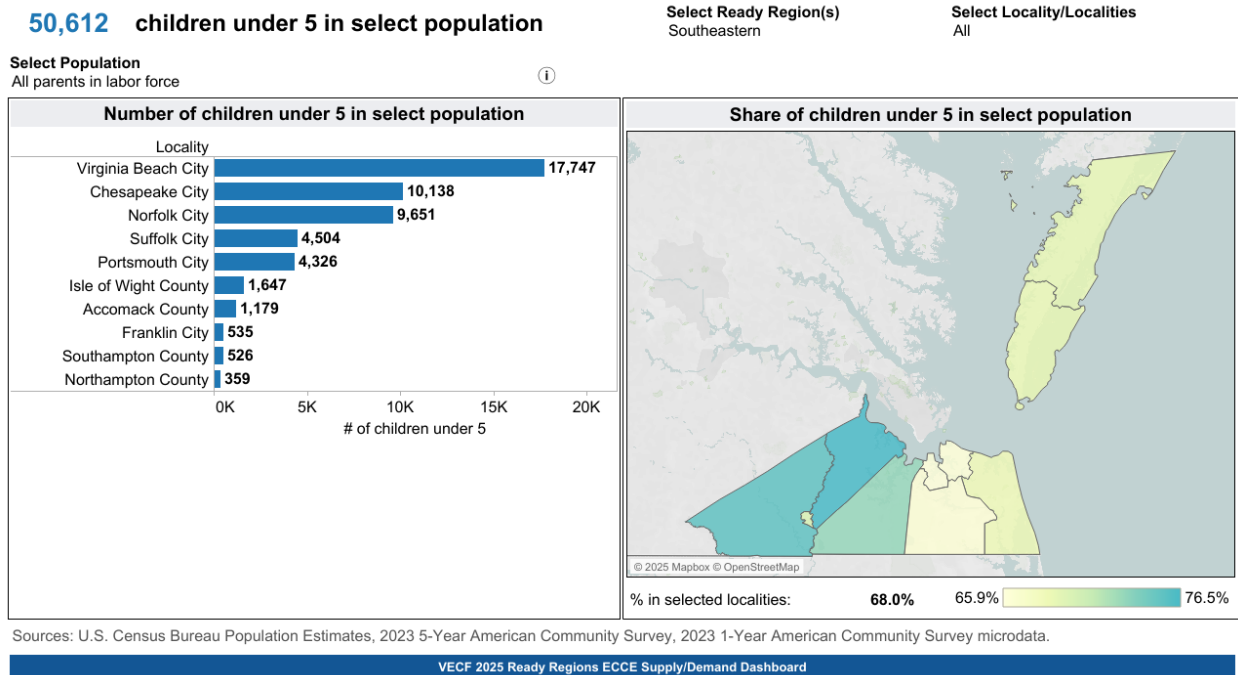
1. Navigate to the **Demand** tab of the dashboard. There are multiple potential measures for demand and the dashboard defaults to showing children in families at or below 85% SMI.
2. Use the **Select Population** dropdown menu to choose “All parents in labor force” to change the population being shown to children under age 5 with all available parents in the labor force.



- Use the **Select Ready Region(s)** filter in the upper right to filter the dashboard to just Ready Region Southeastern. First, uncheck “(All),” then select Southeastern.



- The bar chart and map will automatically be updated to show only the localities in Ready Region Southeastern.



- The bar chart on the left displays localities sorted by the largest number of children in families where all parents are in the labor force. In Ready Region Southeastern in the 2025 Supply/Demand Dashboard, Virginia Beach City had the largest number of children under age 5 with all parents in the labor force: **17,747**.

6. The map on the right is color coded by the share of children under 5 with all parents in the labor force. This ranges from 65.9% to 76.5% across Ready Region Southeastern, with a regional average of 68.0%. In Ready Region Southeastern in the 2025 Supply/Demand Dashboard, Isle of Wight County is the locality with the highest share of children under 5 with all available parents in the labor force.

