

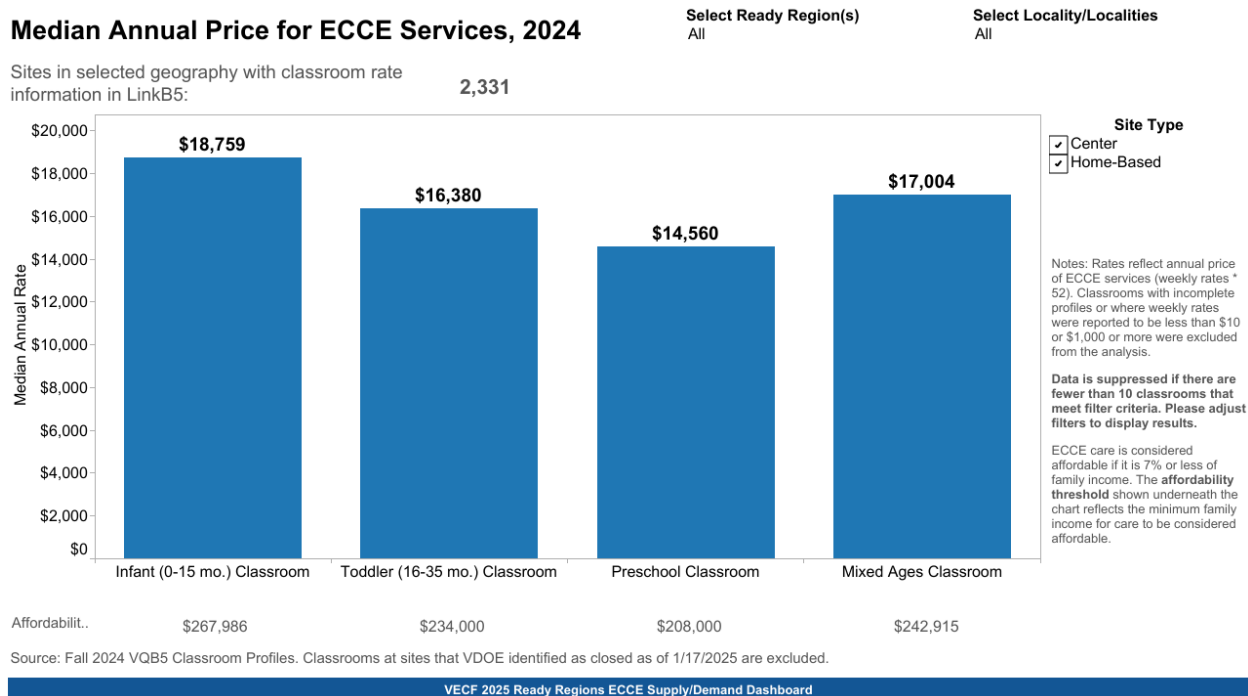
# READY REGIONS ECCE Supply/Demand Dashboard

## What is the median price of infant care in Danville vs. Roanoke?

Note: the dashboard does not directly compare two localities, though it supports comparing information across localities and regions. To obtain the underlying data from the dashboard and directly compare information, visit the [Overview](#) page of the dashboard and click on the data download link to download a file of all dashboard data.

1. Navigate to the **Price of ECCE Services** tab of the dashboard. This displays the median price for ECCE services based on data collected from sites participating in the Virginia Quality Birth to Five System ([VQB5](#)). Information is displayed by classroom age. The Mixed Ages Classroom bar represents median prices at home-based providers. Prices for infant, toddler, and preschool classrooms are based on ECCE centers.

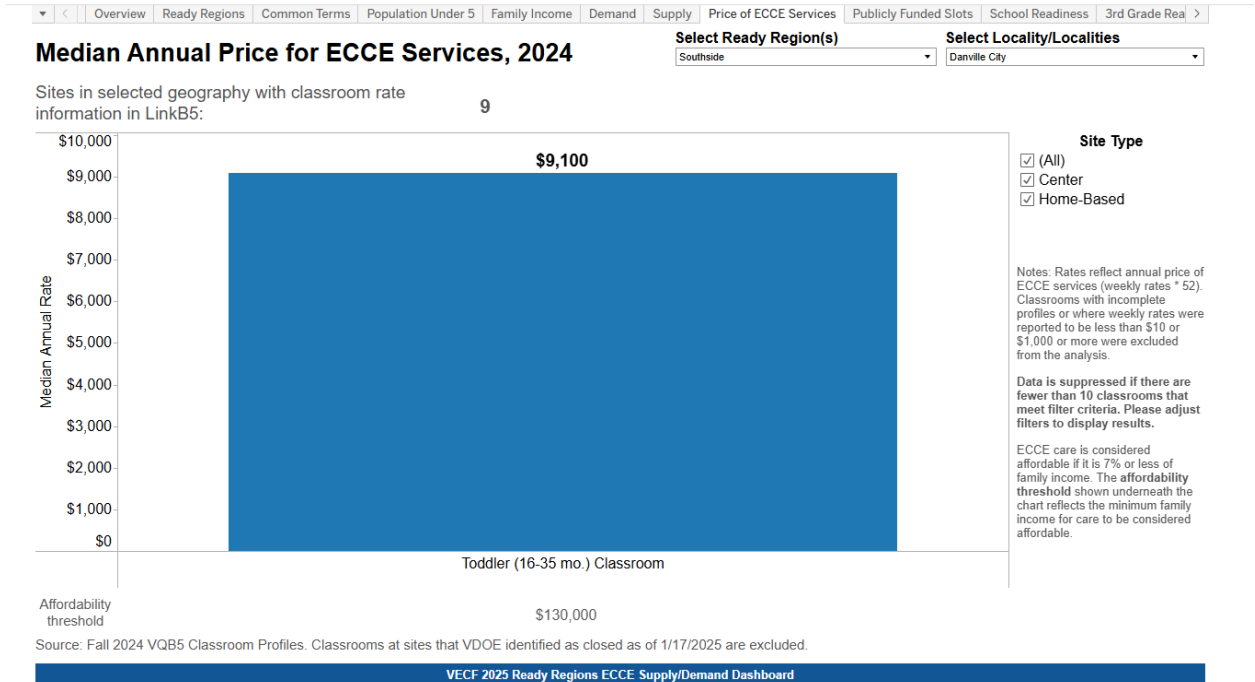
Upon loading, the dashboard will display values for the state overall.



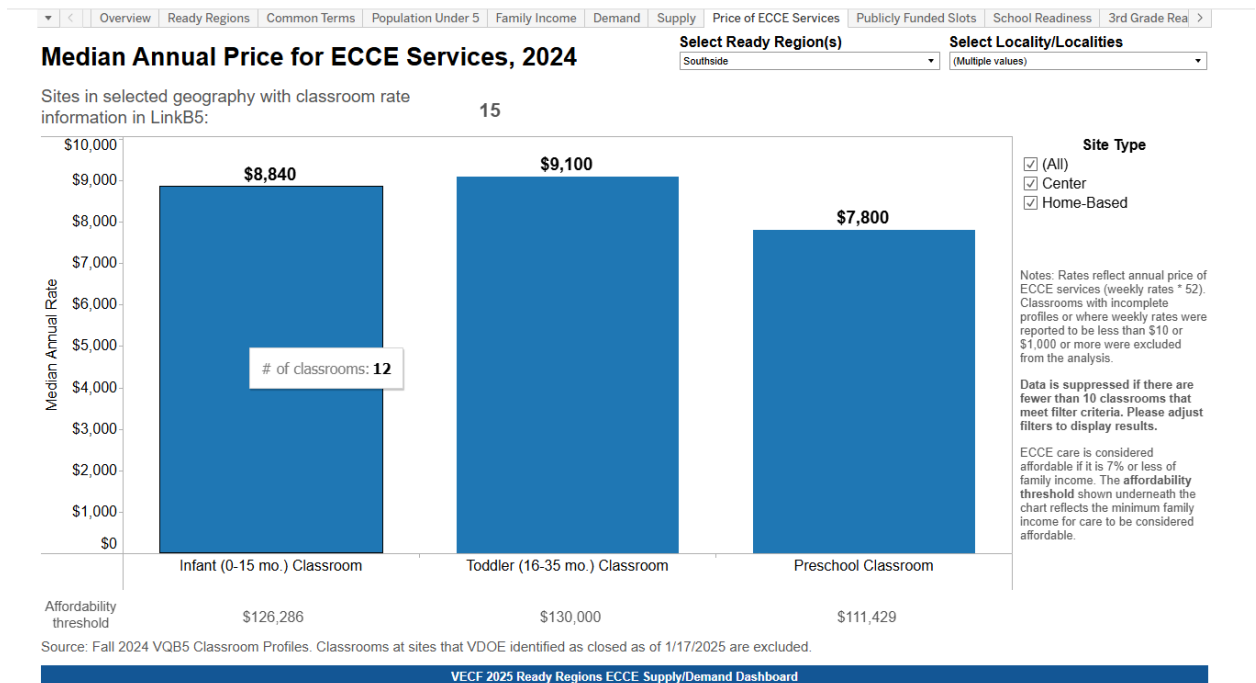
2. Use the **Select Locality/Localities** menu to select Danville. Do this by unchecking "(All)" and then checking the box next to Danville City.

Notice that the bar chart on the 2025 Ready Regions ECCE Supply/Demand Dashboard only displays information for Toddler Classrooms for Danville City. This is because data is suppressed if there are fewer than 10 classrooms that meet the filter criteria.

## HOW TO: Compare price of ECCE services across localities | 2



- Because of the small sample size, the dashboard will not display data for Danville directly. Instead, **consider adding neighboring localities to increase the sample size while still generating a local estimate**. Adding surrounding **Pittsylvania County** to the selected localities increases the number of infant classrooms to 12, as shown when hovering over the infant classroom bar.

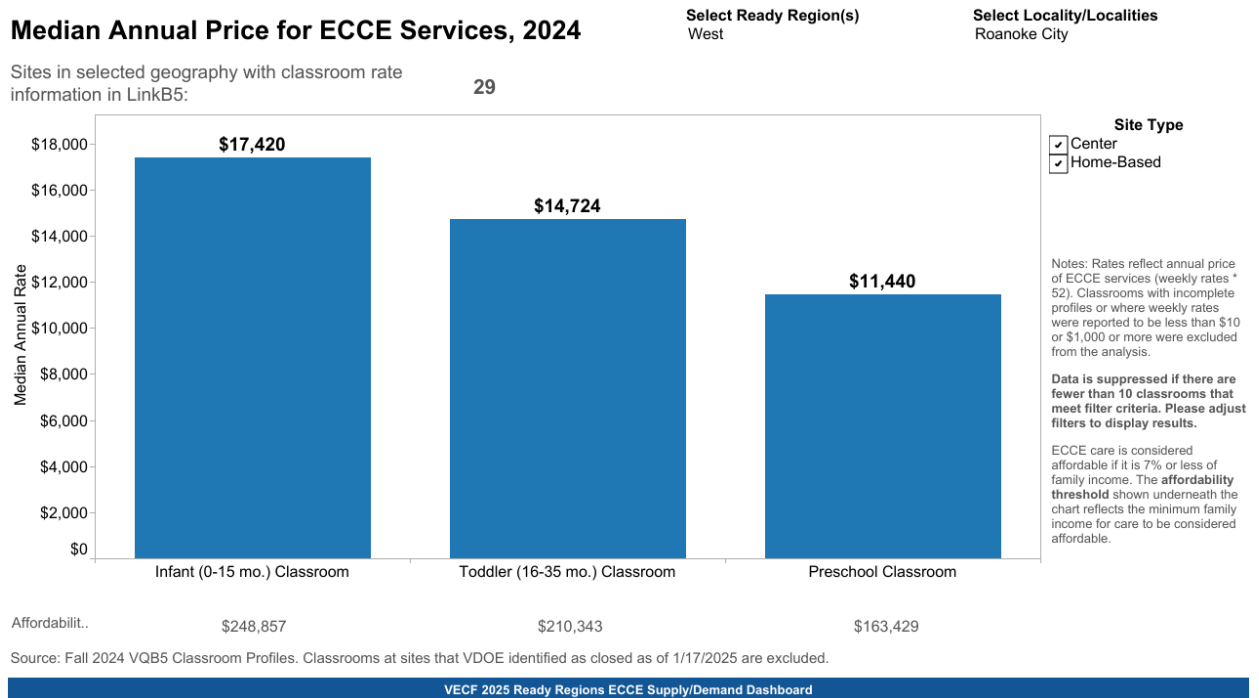


## HOW TO: Compare price of ECCE services across localities | 3

Based on data from Danville and Pittsylvania, the median cost of a year of infant care for one child in the Danville region is \$8,840 per year.

ECCE care is considered affordable if it is 7% or less of family income. The **affordability threshold** shown underneath the chart reflects the minimum family income for the median price of care to be affordable. In the Danville region, the minimum family income for the median price of a year of infant care to be affordable is **\$126,286**, according to the 2025 Ready Regions ECCE Supply/Demand Dashboard.

- To obtain the cost of care in **Roanoke City**, first unselect Danville City and Pittsylvania County from the filters, then select Roanoke City.



The chart now displays information for Roanoke City: the median cost of infant care in Roanoke is **\$17,420**, according to the 2025 Ready Regions ECCE Supply/Demand Dashboard.

- As shown here, the dashboard does not support direct comparison between two localities. To obtain the underlying data from the dashboard, visit the **Overview** page of the dashboard and click on the link to download a file of all dashboard data.

# READY REGIONS® ECCE Supply/Demand Dashboard

The Virginia Early Childhood Foundation developed this dashboard to support Ready Regions and partners target investments and make strategic decisions. This dashboard integrates data from a variety of sources and state partners, including the Virginia Department of Education, the Virginia Early Childhood Foundation, and the University of Virginia.

### How to use this dashboard

The dashboard is updated annually and represents the most current information available on the demand for child care in Virginia, the supply of child care, including publicly-funded slots, and child and family outcomes. [You can download a file of all dashboard data here.](#)

### Filters

Each filter on this dashboard updates all charts and pages simultaneously.

### Questions about the dashboard or data?

To learn more, contact Becky Tippett at [becky@vecf.org](mailto:becky@vecf.org).



<b>Explore Demand for ECCE</b>
Population Under 5
Family Income
Demand
<b>Explore Supply of ECCE</b>
Supply
Price of ECCE Services
Publicly-Funded Slots
<b>Explore Outcomes</b>
School Readiness
3rd Grade Reading
Maternal Employment

Last Update: March 19, 2025

VECF 2025 Ready Regions ECCE Supply/Demand Dashboard

This file supports comparing Ready Regions and localities across data points. If data is suppressed for the price of ECCE services data point, use the dashboard to combine localities to obtain an estimate that is as locally specific as possible.